
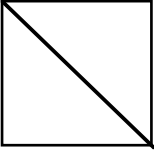





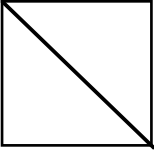








Five Patch Churn Dash

Finished block measures
 $7 \frac{5}{8}$ in. high and 8 in. wide
 6 copies of this block in the quilt

- A**   Fabric - [./My Library/Fabrics/6511-44.jpg](#)
 $3 \frac{7}{8}$ in. High by $4 \frac{1}{8}$ in. Wide Rectangle
 2 Triangles cut from 1 Rectangle for single block
 12 Triangles cut from 6 Rectangles for entire quilt
- B**   Fabric - [./My Library/Fabrics/6511-44.jpg](#)
 $3 \frac{7}{8}$ in. High by $4 \frac{1}{8}$ in. Wide Rectangle
 2 Triangles cut from 1 Rectangle for single block
 12 Triangles cut from 6 Rectangles for entire quilt
- C**   Fabric - [./My Library/Fabrics/6514-11.jpg](#)
 2 in. High by $2 \frac{1}{8}$ in. Wide Rectangle
 1 Piece for single block
 6 Pieces for entire quilt
- D**   Fabric - [./My Library/Fabrics/6514-11.jpg](#)
 $3 \frac{7}{8}$ in. High by $4 \frac{1}{8}$ in. Wide Rectangle
 2 Triangles cut from 1 Rectangle for single block
 12 Triangles cut from 6 Rectangles for entire quilt
- E**   Fabric - [./My Library/Fabrics/6514-11.jpg](#)
 $3 \frac{7}{8}$ in. High by $4 \frac{1}{8}$ in. Wide Rectangle
 2 Triangles cut from 1 Rectangle for single block
 12 Triangles cut from 6 Rectangles for entire quilt
- F**   Fabric - [./My Library/Fabrics/6510-88.jpg](#)
 2 in. High by $2 \frac{1}{8}$ in. Wide Rectangle
 4 Pieces for single block
 24 Pieces for entire quilt
- G**   Fabric - [./My Library/Fabrics/6511-44.jpg](#)
 2 in. High by $2 \frac{1}{8}$ in. Wide Rectangle
 4 Pieces for single block
 24 Pieces for entire quilt